




How Can I Help My Fourth Grader at Home?

We are glad you asked!
😊

by
Mrs. Renz & Mrs. Zistel
Tom McCall Elementary School
Redmond School District





Research shows that children are more likely to succeed in school if parents or caregivers take an active part in their education. A good education is important for finding a good job and having a good future. It makes sense to help your child do well at school. A positive attitude about school is perhaps the most important gift you can give your child

Pass on positive attitudes about school

Talk about your friends from school, your favorite teachers or your best subject. Help your child have a positive attitude about school.

Help your child set education goals, both short term and long term.

Talk to your child about the future and plans for high school, technical school or college. Tell your child you hope they will be successful in school because he or she is practicing for his or her future right now.

Talk to your child about what he or she is learning at school.

It's important to ask students about their school subjects. Ask open-ended questions and avoid questions that can be answered with "yes" or "no." For example, "Tell me about your day," or "What was the best part about today?" or "What are you learning in math now?"

Help your child get organized to do homework.

Create a space to do homework. Have a table and chair in a quiet place away from the TV, perhaps in the corner of a bedroom. Add a clock to help your child manage his or her time. Never do your child's homework for him or her. Instead, write us a note to explain your issues.

Create special place to keep the backpack and Mustang Folder


We ask students to have their Mustang Folder with them at home and at school. This system will save the day as your child hurries to school. If everything is in the Mustang Folder or backpack the night before, you can just grab the backpack and go and you won't have to think about if your child will have needed materials.

Make rules about homework.

Decide with your child on a good time to do homework and stick to that schedule. Look the homework over and sign it when it is finished. The goal is for the student to be responsible for getting it done in 40 minutes (or less) each night.


Help your child do projects at your library, museum or nature center.

Get your child his or her own library card. Take your child to the Redmond Library to look up information. Let your child use his or her own card to check out the materials he or she needs. Access to learning centers other than school introduces children to the world of learning outside of school.





How to Help in Math

1. Make it fun and practice, practice, practice!
 2. Have your child play math games on our website: Google "Mrs. Renz" then click "Just for Students" and go to "Websites for Students" then Click "Math" or type the address below to go directly there:
<http://www.mrsrenz.net/mathsites.htm>
<http://www.mrsrenz.net/mathprescription4th.htm>
 3. Encourage your child to do a "Brain Buster" math problem:
<http://www.mrsrenz.net/brainbusters.htm>
 4. Practice multiplication tables to Time Tables the Fun Way
 5. Cook together. Try doubling or halving recipes with your child, and let him figure out the correct measurements. This is a tricky way to learn about multiplying and dividing fractions. Enjoy good food afterwards! 😊
 6. Go shopping. Estimate the total bill. Round the price to the nearest dollar. Try to figure out how much something will be at 50% off. Then figure out 25% (half of 50%). Do you have enough money? How much will be left over?
 7. Build or sew something. You'll have to take precise measurements and angles. You'll need an exact amount of materials. And you have the added benefit of the physical work and finished product!
 8. Play games. Most games have some sort of point system. Let your child be the scorekeeper. Some great ones are Yahtzee (great for learning multiplication, for adding, and probability), Monopoly (the child is the banker), Scrabble (the child adds up the points and keeps score), or card games like Cribbage in which you have to create totals of 15 and 31.
 9. Take home some extra "timing" sheets and practice learning math facts. The worksheets are available to take from the green box near the cubbies in Mrs. Renz's classroom.
 10. Sing the times tables, watch or listen to "Multiplication Rock."
 11. Purchase math workbooks and practice
 12. Give your child a calculator of their own to use at school for Christmas
- 



How to Help in Reading

1. Use our website to practice reading skills: Google "Mrs. Renz" then click "Just for Students" and go to "Websites for Students" then Click "Literacy" then click "Language Arts" or "Reading" or you can type the address below to go directly there:
<http://www.mrsrenz.net/langartslinks.htm>
2. Choose books that are "just right" – not too easy and not too hard
3. Read to your child and let your child read to you every night. Talk about the story.
4. Talk about the meaning of words as they occur in the story.
5. Get your child his or her own library card and let him or her use it to check out books.
6. Set a good example by showing your child that you read.
7. Read out loud to practice reading fluency.
8. Ask questions after your child reads
9. Books make great gifts and rewards! Sign a personal note inside the cover.
10. Use puppets and have the puppets retell the story





How to Help in Writing and Spelling

1. Write often! Keep journals of trips you take.
2. When your child writes, make sure he or she uses complete sentences and paragraphs.
3. See the examples of papers that passed the state writing assessment. Students need “4s” in each of these categories:
 - Ideas & Content
 - Organization (beginning, middle & end)
 - Word Choice
 - Sentence Fluency
 - Conventions (spelling, periods, capitals etc.)
 - Voice
4. When writing, students should pick a topic and use a graphic organizer to help turn ideas and details into paragraphs.
5. When editing, have your child read his or her work out loud. It is a great way to catch errors.
6. Work on learning to spell the 100 word spelling list
7. Practice the weekly spelling words.

